

Scaled data based on original data using  
LM-79-08 Approved Method: Electrical and Photometric Measurements of Solid-  
State Lighting Products

Test Report Prepared for  
Cooper Lighting Solutions  
(formerly Eaton)

Brand: McGRAW-EDISON

Report Number: P227252

Luminaire Tested: **IST-AF-600-LED-E1-SLL-7060**

Issue Date: 3/3/2020

**Test Information**

Test Method: LM-79-08  
Report Number: P227252  
TEST IS SCALED FROM IESNA LM-79-08 TEST DATA (P35948)  
Test Lab: INNOVATION CENTER-P3  
Issue Date: 3/3/2020  
Manufacturer: COOPER LIGHTING SOLUTIONS (FORMERLY EATON)  
Product Line: MCGRAW-EDISON  
Catalog Number: IST-AF-600-LED-E1-SLL-7060  
Description: IMPACT ELITE LED TRAPEZOID LUMINAIRE  
LIGHT SQUARE WITH ACCULED OPTICS-90° SPILL LIGHT ELIMINATOR LEFT  
Light Source: (16) 5700K CCT, 70 CRI LEDs  
Ballast/Driver: ELECTRONIC DRIVER

**Summary**

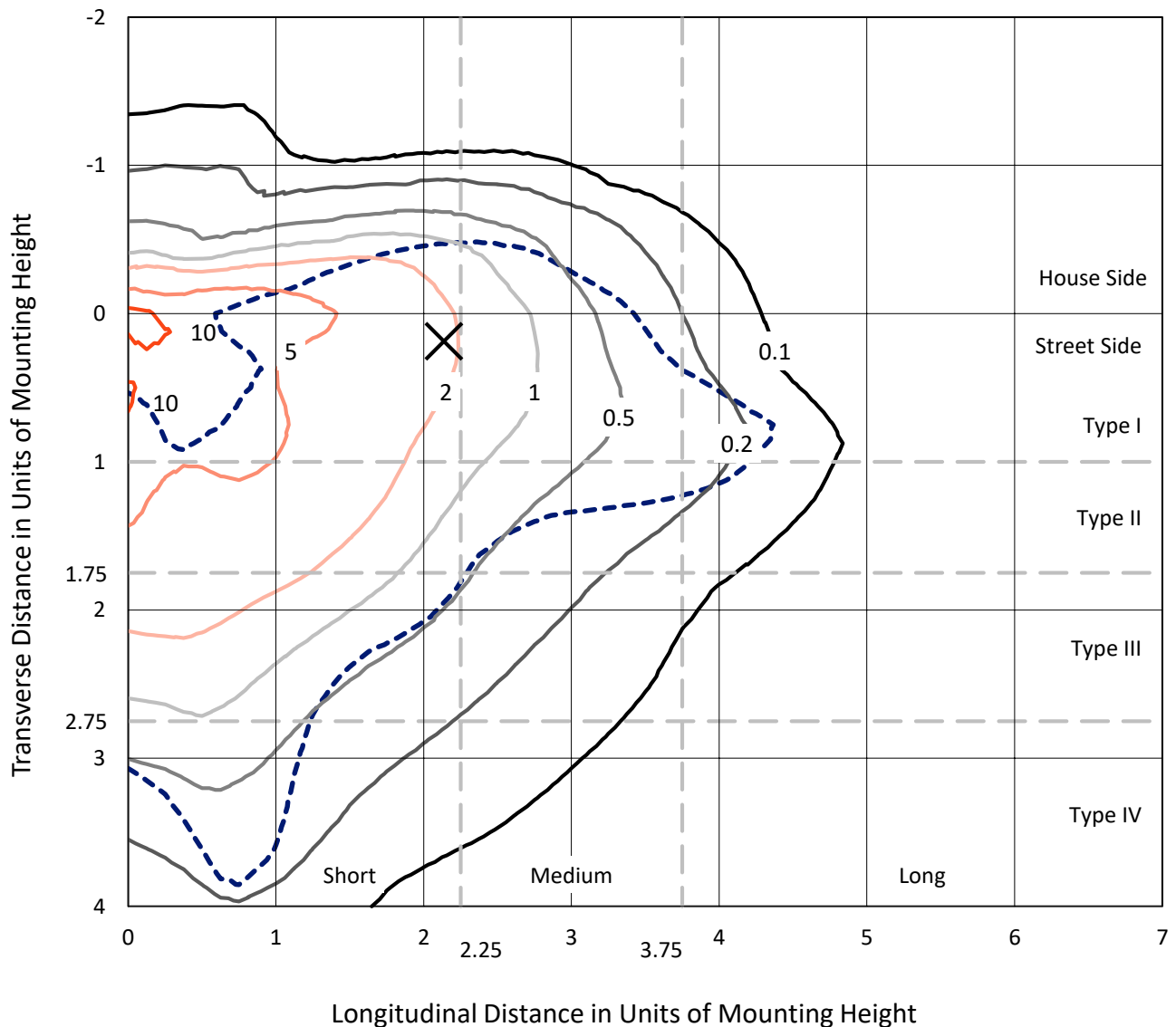
Lumens per Lamp: N/A  
Luminaire Lumens: 3529 lumens  
Efficiency: N/A  
Efficacy: 104.7 lumens/watt  
Luminous Opening: Rectangular (W 0.5' x L: 0.5' x H: 0')  
IES Classification: Type IV - Short - Non-Cutoff  
BUG Rating: B1 - U1 - G2  
  
Input Watts (W): 33.7  
Input Voltage (V): 120  
Input Current (Ain): NR  
Voltage Rise (V): NR  
Power Factor: NR  
Total Harmonic Distortion (THDi): NR  
Frequency (hertz): 60  
Stabilization Time: NR  
Operation Time: NR  
Ambient Temperature (°C): NR  
Test Distance: 25 FT



REPORT NUMBER: P227252  
 CATALOG NUMBER: IST-AF-600-LED-E1-SLL-7060

### Iso-Footcandle Lines of Horizontal Illumination

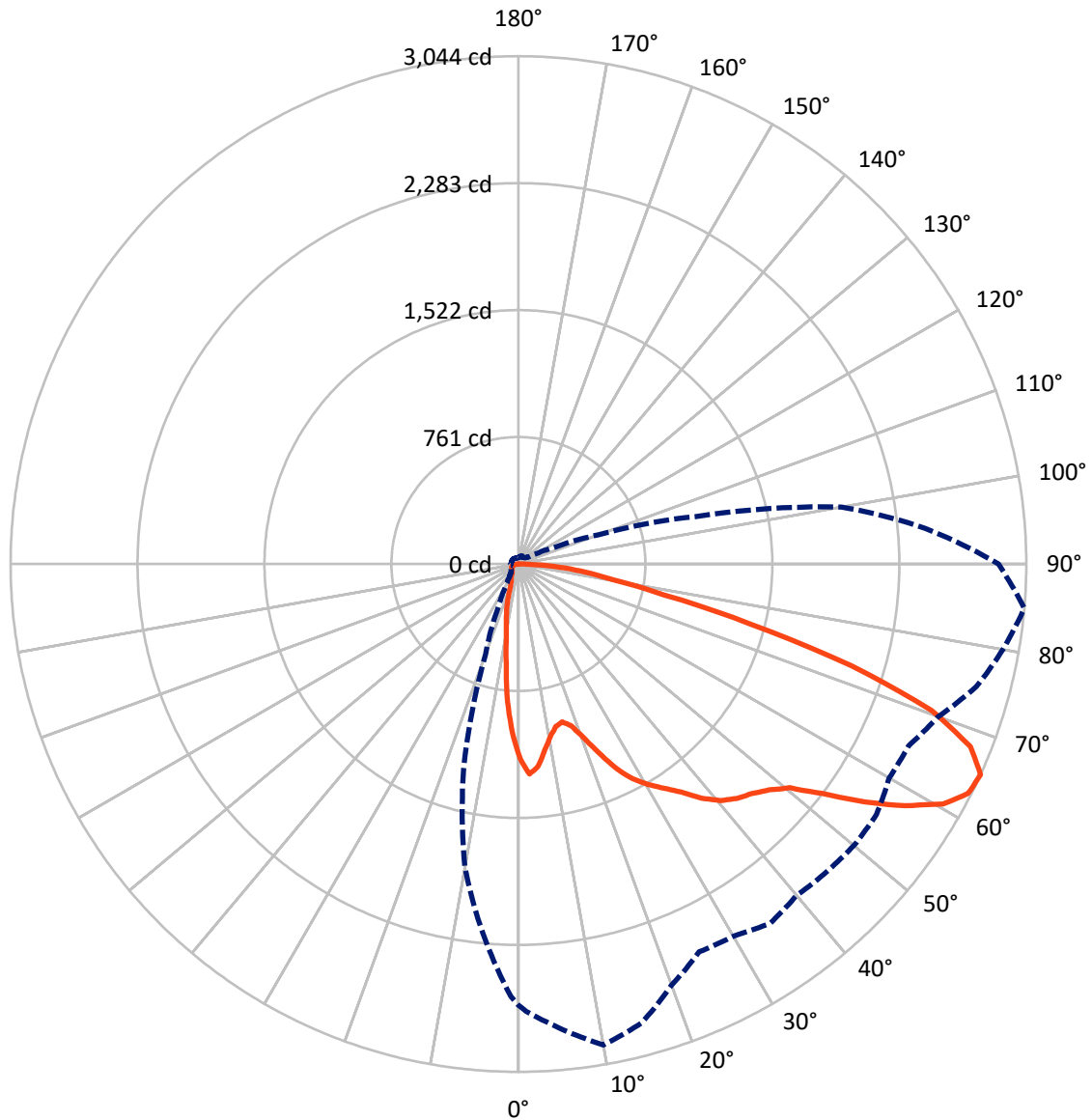
× Max cd  
 - - - 1/2 Max cd



Based on 10 foot mounting height. Maximum calculated value = 12.7 fc  
 Type IV - Short - Non-Cutoff

REPORT NUMBER: P227252  
CATALOG NUMBER: IST-AF-600-LED-E1-SLL-7060

### Luminous Intensity Polar Plot



— Vertical Plane Through 85-Deg Lateral      - - - Horizontal Cone Through 65-Deg Vertical

REPORT NUMBER: P227252

CATALOG NUMBER: IST-AF-600-LED-E1-SLL-7060

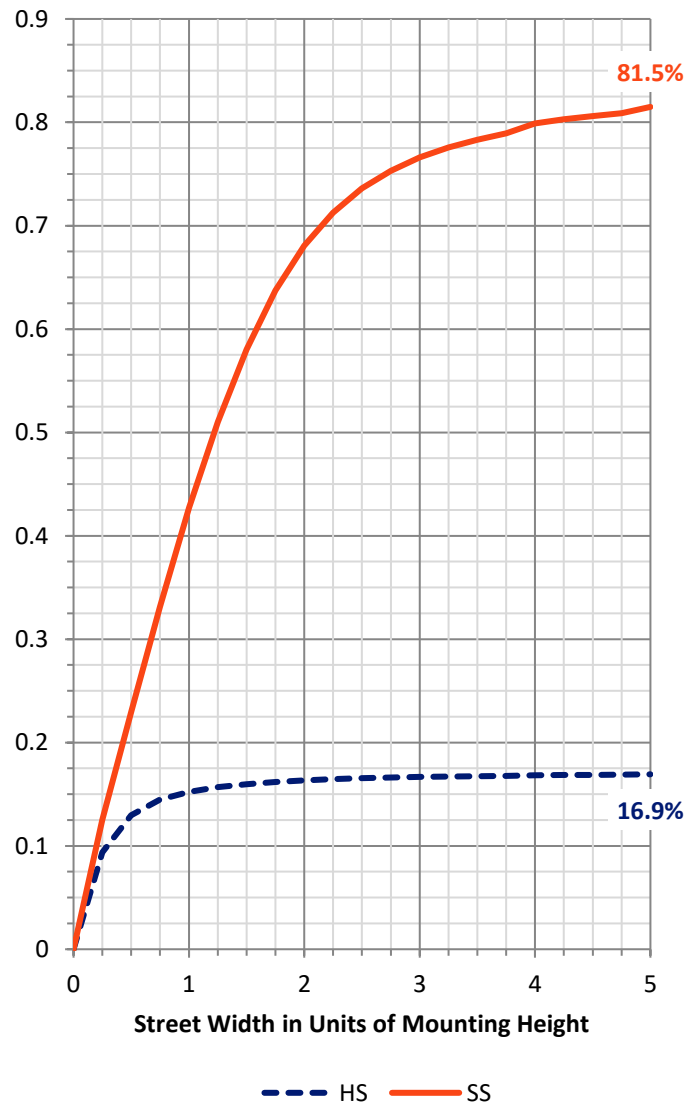
**FLUX DISTRIBUTION:**

		Downward	Upward	Total
<b>House Side</b>	Lumens	605.3	0.0	605.3
	% Fixture	17.2	0.0	17.2
<b>Street Side</b>	Lumens	2923.5	0.1	2923.7
	% Fixture	82.8	0.0	82.8
<b>Total</b>	Lumens	3528.9	0.2	3529.0
	% Fixture	100.0	0.0	100.0

**Coefficient of Utilization**

**ZONAL LUMENS:**

Zone	Lumens	% Fixture
0°-10°	86.4	2.4
10°-20°	166.2	4.7
20°-30°	237.0	6.7
30°-40°	343.8	9.7
40°-50°	491.8	13.9
50°-60°	755.1	21.4
60°-70°	874.0	24.8
70°-80°	445.9	12.6
80°-90°	128.7	3.6
90°-100°	0.2	0.0
100°-110°	0.0	0.0
110°-120°	0.0	0.0
120°-130°	0.0	0.0
130°-140°	0.0	0.0
140°-150°	0.0	0.0
150°-160°	0.0	0.0
160°-170°	0.0	0.0
170°-180°	0.0	0.0
0°-90°	3528.9	100.0
0°-180°	3529.0	100.0



REPORT NUMBER: P227252

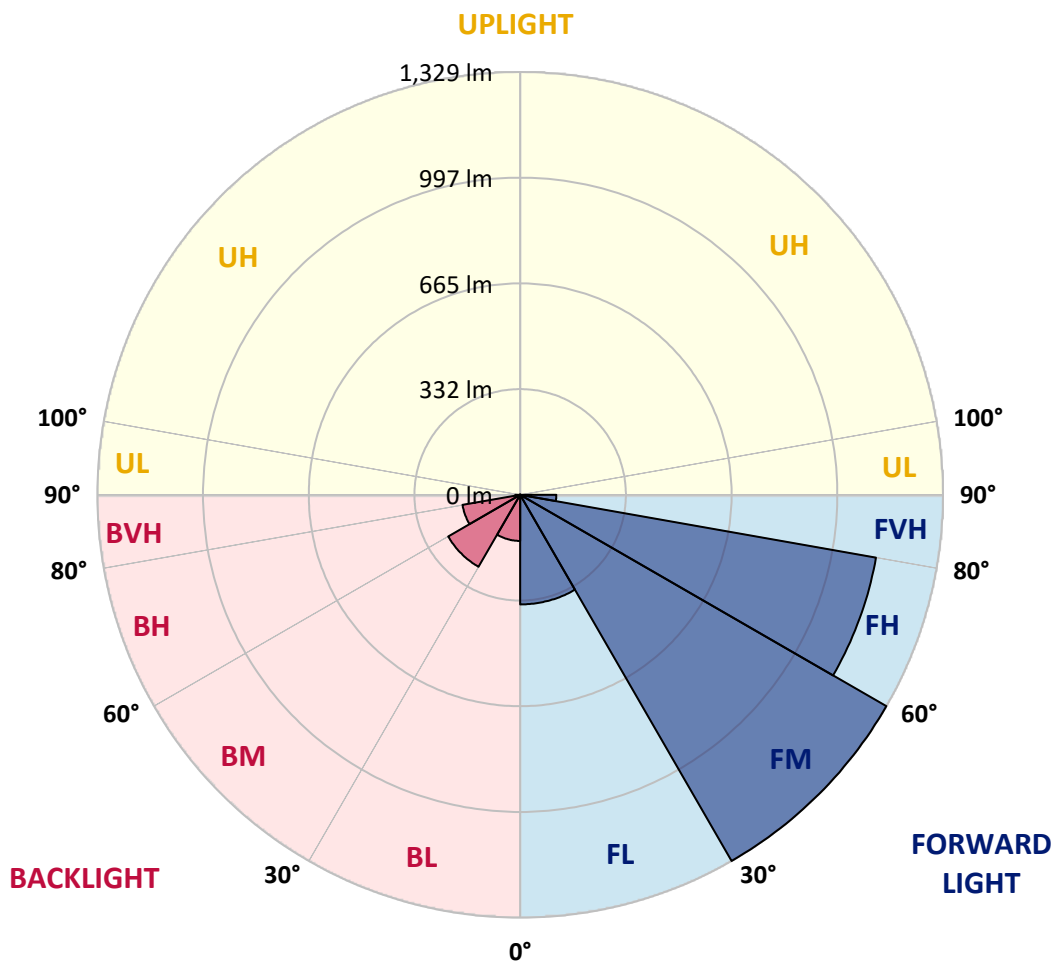
CATALOG NUMBER: IST-AF-600-LED-E1-SLL-7060

**LUMINAIRE CLASSIFICATION SYSTEM LUMEN TABLE AND BUG RATING:**

Zone		Lumens	% Fixture	Zone Rating/Lumen Limit		
				B	U	G
FL	(0°-30°)	344.6	9.8			
FM	(30°-60°)	1329.3	37.7			
FH	(60°-80°)	1135.8	32.2			G1/1800
FVH	(80°-90°)	113.7	3.2			G2/225
BL	(0°-30°)	144.9	4.1	B1/500		
BM	(30°-60°)	261.4	7.4	B1/1000		
BH	(60°-80°)	184.1	5.2	B1/500		G1/500
BVH	(80°-90°)	15.0	0.4			G1/100
UL	(90°-100°)	0.2	0.0		U1/10	
UH	(100°-180°)	0.0	0.0		U1/10	

**BUG Rating: B1-U1-G2**

Type IV Short





REPORT NUMBER: P227252

CATALOG NUMBER: IST-AF-600-LED-E1-SLL-7060

**CANDELA DISTRIBUTION (FULL):**

	0°	1°	5°	10°	15°	20°	25°	30°	35°	40°	45°
0°	1165.8	1165.8	1165.8	1165.8	1165.8	1165.8	1165.8	1165.8	1165.8	1165.8	1165.8
2.5°	1206.8	1208.0	1224.6	1240.7	1260.9	1257.9	1274.5	1287.0	1298.3	1300.1	1308.4
5°	1133.2	1145.1	1182.5	1214.5	1254.9	1286.4	1320.3	1347.0	1366.6	1385.0	1387.4
7.5°	1029.8	1038.7	1082.1	1132.6	1190.8	1232.4	1283.4	1328.0	1359.5	1389.2	1395.7
10°	941.3	949.7	997.8	1063.1	1114.2	1168.2	1221.1	1257.3	1298.3	1323.8	1336.3
12.5°	898.6	908.7	954.4	1013.8	1066.1	1118.3	1158.1	1189.6	1212.8	1217.5	1221.1
15°	915.2	920.6	971.0	1023.9	1065.5	1091.6	1102.3	1121.3	1119.5	1129.0	1130.8
17.5°	982.3	979.9	1033.4	1070.2	1090.4	1087.4	1070.8	1060.7	1042.9	1037.6	1053.0
20°	1097.5	1105.9	1140.3	1162.9	1142.1	1094.0	1048.2	1016.8	991.8	983.5	981.7
22.5°	1232.4	1243.0	1280.5	1268.6	1215.7	1127.8	1044.7	994.2	963.3	954.4	950.8
25°	1373.7	1380.8	1399.8	1359.5	1285.2	1171.2	1069.6	999.0	958.0	944.9	943.1
27.5°	1487.7	1494.9	1486.0	1439.6	1332.1	1219.9	1104.1	1020.3	966.9	953.8	947.9
30°	1581.0	1584.5	1554.9	1497.2	1390.3	1273.9	1149.2	1057.7	995.4	965.7	961.5
32.5°	1685.5	1683.1	1625.5	1545.9	1439.6	1322.6	1200.9	1099.9	1022.7	986.5	979.9
35°	1800.1	1779.3	1677.8	1594.0	1473.5	1360.0	1247.8	1144.5	1066.7	1018.6	1010.2
37.5°	1902.3	1880.9	1744.9	1632.1	1507.3	1389.2	1284.6	1202.1	1133.8	1089.8	1086.3
40°	1981.9	1955.7	1796.0	1657.6	1524.0	1410.5	1328.0	1274.5	1229.4	1193.8	1193.8
42.5°	2046.0	2017.5	1845.9	1687.3	1538.8	1443.2	1400.4	1382.0	1372.5	1352.9	1360.0
45°	2107.8	2078.7	1886.8	1706.3	1572.1	1506.7	1512.7	1528.7	1557.2	1545.9	1556.0
47.5°	2166.6	2138.1	1933.2	1736.6	1636.2	1620.8	1651.7	1715.8	1771.6	1815.6	1846.5
50°	2265.2	2231.3	2016.3	1825.7	1737.2	1744.9	1834.0	1959.9	2050.8	2091.1	2088.8
52.5°	2452.2	2404.1	2195.1	1992.0	1881.5	1924.3	2029.4	2188.0	2306.7	2338.2	2350.7
55°	2680.9	2642.9	2453.4	2212.3	2132.1	2147.0	2277.6	2457.0	2548.5	2581.1	2591.8
57.5°	2815.1	2805.0	2686.2	2448.1	2370.3	2364.3	2534.8	2681.5	2760.5	2791.4	2781.9
59°	2846.6	2849.6	2781.9	2615.0	2508.1	2495.0	2668.4	2804.4	2870.4	2879.9	2875.1
60°	2843.6	2860.3	2851.9	2706.4	2595.4	2578.7	2724.8	2854.3	2909.6	2924.4	2907.8
62.5°	2782.5	2811.0	2890.0	2874.5	2793.1	2708.2	2777.1	2870.9	2906.6	2892.3	2879.9
65°	2643.5	2680.9	2790.8	2927.4	2849.0	2685.1	2564.5	2575.2	2629.2	2593.6	2610.8
67.5°	2403.5	2446.3	2504.5	2814.5	2700.5	2425.5	2218.2	2116.7	2091.1	2125.6	2180.2
70°	1955.1	1983.1	2130.3	2568.7	2371.5	1993.7	1733.6	1598.2	1553.1	1632.7	1688.5
72.5°	1379.1	1420.6	1614.8	2125.6	1951.0	1597.0	1311.9	1187.2	1142.1	1145.6	1194.3
75°	839.2	895.6	1128.4	1680.8	1537.6	1223.4	999.5	909.9	896.2	888.5	880.2
77.5°	553.5	574.9	741.8	1159.9	1037.0	870.1	750.1	786.9	827.9	836.8	847.5
80°	375.3	381.9	481.1	813.7	683.0	642.6	606.4	693.1	770.9	785.1	777.4
82.5°	231.0	250.6	335.6	548.8	544.6	525.6	479.3	547.0	598.7	607.6	623.6
85°	80.2	83.7	206.1	484.6	553.5	559.5	394.9	311.8	350.4	343.9	247.1
87.5°	34.4	38.6	64.1	324.3	374.8	310.0	180.5	160.4	123.5	69.5	67.1
90°	2.4	2.4	1.8	3.0	8.9	5.9	5.3	1.8	0.0	0.0	0.0
92.5°	0.0	0.0	0.0	0.0	0.0	0.0	0.0	0.0	0.0	0.0	0.0
95°	0.0	0.0	0.0	0.0	0.0	0.0	0.0	0.0	0.0	0.0	0.0
97.5°	0.0	0.0	0.0	0.0	0.0	0.0	0.0	0.0	0.0	0.0	0.0
100°	0.0	0.0	0.0	0.0	0.0	0.0	0.0	0.0	0.0	0.0	0.0
102.5°	0.0	0.0	0.0	0.0	0.0	0.0	0.0	0.0	0.0	0.0	0.0
105°	0.0	0.0	0.0	0.0	0.0	0.0	0.0	0.0	0.0	0.0	0.0
107.5°	0.0	0.0	0.0	0.0	0.0	0.0	0.0	0.0	0.0	0.0	0.0



REPORT NUMBER: P227252

CATALOG NUMBER: IST-AF-600-LED-E1-SLL-7060

**CANDELA DISTRIBUTION (continued):**

	0°	1°	5°	10°	15°	20°	25°	30°	35°	40°	45°
110°	0.0	0.0	0.0	0.0	0.0	0.0	0.0	0.0	0.0	0.0	0.0
112.5°	0.0	0.0	0.0	0.0	0.0	0.0	0.0	0.0	0.0	0.0	0.0
115°	0.0	0.0	0.0	0.0	0.0	0.0	0.0	0.0	0.0	0.0	0.0
117.5°	0.0	0.0	0.0	0.0	0.0	0.0	0.0	0.0	0.0	0.0	0.0
120°	0.0	0.0	0.0	0.0	0.0	0.0	0.0	0.0	0.0	0.0	0.0
122.5°	0.0	0.0	0.0	0.0	0.0	0.0	0.0	0.0	0.0	0.0	0.0
125°	0.0	0.0	0.0	0.0	0.0	0.0	0.0	0.0	0.0	0.0	0.0
127.5°	0.0	0.0	0.0	0.0	0.0	0.0	0.0	0.0	0.0	0.0	0.0
130°	0.0	0.0	0.0	0.0	0.0	0.0	0.0	0.0	0.0	0.0	0.0
132.5°	0.0	0.0	0.0	0.0	0.0	0.0	0.0	0.0	0.0	0.0	0.0
135°	0.0	0.0	0.0	0.0	0.0	0.0	0.0	0.0	0.0	0.0	0.0
137.5°	0.0	0.0	0.0	0.0	0.0	0.0	0.0	0.0	0.0	0.0	0.0
140°	0.0	0.0	0.0	0.0	0.0	0.0	0.0	0.0	0.0	0.0	0.0
142.5°	0.0	0.0	0.0	0.0	0.0	0.0	0.0	0.0	0.0	0.0	0.0
145°	0.0	0.0	0.0	0.0	0.0	0.0	0.0	0.0	0.0	0.0	0.0
147.5°	0.0	0.0	0.0	0.0	0.0	0.0	0.0	0.0	0.0	0.0	0.0
150°	0.0	0.0	0.0	0.0	0.0	0.0	0.0	0.0	0.0	0.0	0.0
152.5°	0.0	0.0	0.0	0.0	0.0	0.0	0.0	0.0	0.0	0.0	0.0
155°	0.0	0.0	0.0	0.0	0.0	0.0	0.0	0.0	0.0	0.0	0.0
157.5°	0.0	0.0	0.0	0.0	0.0	0.0	0.0	0.0	0.0	0.0	0.0
160°	0.0	0.0	0.0	0.0	0.0	0.0	0.0	0.0	0.0	0.0	0.0
162.5°	0.0	0.0	0.0	0.0	0.0	0.0	0.0	0.0	0.0	0.0	0.0
165°	0.0	0.0	0.0	0.0	0.0	0.0	0.0	0.0	0.0	0.0	0.0
167.5°	0.0	0.0	0.0	0.0	0.0	0.0	0.0	0.0	0.0	0.0	0.0
170°	0.0	0.0	0.0	0.0	0.0	0.0	0.0	0.0	0.0	0.0	0.0
172.5°	0.0	0.0	0.0	0.0	0.0	0.0	0.0	0.0	0.0	0.0	0.0
175°	0.0	0.0	0.0	0.0	0.0	0.0	0.0	0.0	0.0	0.0	0.0
177.5°	0.0	0.0	0.0	0.0	0.0	0.0	0.0	0.0	0.0	0.0	0.0
180°	0.0	0.0	0.0	0.0	0.0	0.0	0.0	0.0	0.0	0.0	0.0





REPORT NUMBER: P227252

CATALOG NUMBER: IST-AF-600-LED-E1-SLL-7060

**CANDELA DISTRIBUTION (continued):**

	50°	55°	60°	65°	70°	75°	80°	85°	90°	95°	100°
0°	1165.8	1165.8	1165.8	1165.8	1165.8	1165.8	1165.8	1165.8	1165.8	1165.8	1165.8
2.5°	1306.6	1298.9	1303.6	1297.1	1286.4	1279.3	1271.0	1260.3	1247.8	1231.2	1214.5
5°	1382.0	1376.1	1361.2	1339.9	1310.2	1285.2	1255.5	1220.5	1191.4	1154.0	1118.9
7.5°	1388.6	1379.1	1351.7	1311.9	1266.2	1219.9	1184.8	1127.8	1091.0	1031.6	991.8
10°	1329.2	1329.8	1302.4	1265.0	1217.5	1162.9	1112.4	1050.0	996.0	935.4	868.9
12.5°	1241.9	1250.2	1251.4	1218.1	1171.8	1114.2	1057.7	998.4	931.2	866.5	805.3
15°	1142.7	1166.4	1168.2	1159.9	1135.6	1086.9	1035.2	981.7	913.4	842.8	773.9
17.5°	1054.2	1076.8	1097.5	1116.5	1117.7	1094.6	1063.1	1017.4	949.1	865.9	785.1
20°	987.1	1011.4	1047.1	1082.1	1120.7	1132.6	1135.0	1105.9	1032.8	931.2	822.0
22.5°	959.2	987.7	1023.9	1089.8	1158.1	1200.3	1224.0	1224.0	1147.4	1028.6	882.5
25°	953.2	976.4	1031.6	1113.6	1205.0	1278.7	1323.8	1354.1	1298.9	1154.0	957.4
27.5°	957.4	988.9	1057.2	1140.9	1236.5	1330.9	1405.2	1458.0	1406.4	1239.5	1026.9
30°	974.0	1020.9	1091.6	1178.3	1276.9	1376.7	1466.4	1533.5	1495.5	1317.3	1092.8
32.5°	1003.1	1060.1	1140.3	1218.7	1316.7	1424.8	1513.3	1601.8	1573.9	1371.3	1127.8
35°	1046.5	1113.6	1186.6	1265.6	1359.5	1467.5	1562.0	1677.8	1667.7	1439.0	1162.9
37.5°	1116.5	1185.4	1252.6	1320.3	1409.3	1514.5	1632.1	1779.9	1771.6	1539.4	1219.3
40°	1240.1	1280.5	1330.4	1373.7	1457.4	1557.8	1683.7	1864.3	1894.0	1625.5	1269.2
42.5°	1393.3	1417.1	1431.3	1443.2	1486.0	1580.4	1721.1	1920.7	1969.4	1689.7	1307.8
45°	1588.7	1581.6	1553.1	1525.7	1521.0	1593.5	1738.4	1962.3	2028.8	1752.0	1347.0
47.5°	1819.7	1804.3	1726.5	1636.8	1586.9	1617.2	1768.7	2023.4	2101.8	1834.0	1395.7
50°	2086.4	2050.2	1923.1	1771.6	1679.6	1684.3	1845.3	2108.4	2198.1	1940.9	1486.6
52.5°	2333.5	2268.7	2117.3	1917.1	1785.3	1801.3	1983.1	2284.2	2395.2	2117.9	1639.2
55°	2551.4	2468.3	2305.0	2085.8	1966.4	1994.3	2203.4	2517.0	2622.1	2328.7	1793.6
57.5°	2736.7	2648.2	2487.3	2294.3	2145.8	2169.0	2400.0	2733.2	2803.8	2518.2	1941.5
59°	2821.1	2733.8	2585.3	2407.1	2268.1	2316.8	2539.0	2840.7	2870.9	2591.2	1997.9
60°	2862.0	2774.7	2644.1	2470.1	2343.0	2407.1	2612.6	2922.0	2895.9	2601.9	2019.3
62.5°	2859.1	2797.9	2711.8	2593.0	2569.8	2676.7	2851.9	3026.6	2913.1	2571.0	2032.9
65°	2624.5	2619.1	2565.7	2579.3	2676.1	2841.3	2948.8	3043.8	2877.5	2448.1	1967.0
67.5°	2189.1	2211.1	2218.2	2302.0	2528.3	2808.6	2903.0	2921.4	2722.5	2185.0	1762.1
70°	1690.3	1641.6	1721.7	1869.6	2195.7	2556.8	2691.0	2626.9	2405.3	1829.8	1439.0
72.5°	1196.7	1211.0	1326.2	1518.0	1850.0	2224.2	2434.4	2084.6	1809.6	1369.6	1020.3
75°	900.4	967.5	1023.3	1191.4	1502.6	1905.3	2078.7	1433.1	1178.9	944.3	667.6
77.5°	862.9	857.6	814.8	850.5	1083.3	1334.5	1483.0	894.4	738.2	617.7	403.3
80°	797.6	751.9	674.1	639.6	682.4	857.0	941.3	574.9	491.2	431.8	227.5
82.5°	618.9	588.0	506.0	503.6	569.0	608.8	647.4	407.4	369.4	349.8	139.6
85°	392.6	403.3	413.4	504.2	631.3	638.5	503.6	248.3	194.8	274.4	89.1
87.5°	116.4	189.5	229.8	390.2	569.0	570.7	378.9	81.4	73.1	85.5	51.7
90°	0.0	0.0	0.0	0.0	0.0	0.0	0.6	0.0	0.0	0.0	0.0
92.5°	0.0	0.0	0.0	0.0	0.0	0.0	0.0	0.0	0.0	0.0	0.0
95°	0.0	0.0	0.0	0.0	0.0	0.0	0.0	0.0	0.0	0.0	0.0
97.5°	0.0	0.0	0.0	0.0	0.0	0.0	0.0	0.0	0.0	0.0	0.0
100°	0.0	0.0	0.0	0.0	0.0	0.0	0.0	0.0	0.0	0.0	0.0
102.5°	0.0	0.0	0.0	0.0	0.0	0.0	0.0	0.0	0.0	0.0	0.0
105°	0.0	0.0	0.0	0.0	0.0	0.0	0.0	0.0	0.0	0.0	0.0
107.5°	0.0	0.0	0.0	0.0	0.0	0.0	0.0	0.0	0.0	0.0	0.0



REPORT NUMBER: P227252

CATALOG NUMBER: IST-AF-600-LED-E1-SLL-7060

**CANDELA DISTRIBUTION (continued):**

	50°	55°	60°	65°	70°	75°	80°	85°	90°	95°	100°
110°	0.0	0.0	0.0	0.0	0.0	0.0	0.0	0.0	0.0	0.0	0.0
112.5°	0.0	0.0	0.0	0.0	0.0	0.0	0.0	0.0	0.0	0.0	0.0
115°	0.0	0.0	0.0	0.0	0.0	0.0	0.0	0.0	0.0	0.0	0.0
117.5°	0.0	0.0	0.0	0.0	0.0	0.0	0.0	0.0	0.0	0.0	0.0
120°	0.0	0.0	0.0	0.0	0.0	0.0	0.0	0.0	0.0	0.0	0.0
122.5°	0.0	0.0	0.0	0.0	0.0	0.0	0.0	0.0	0.0	0.0	0.0
125°	0.0	0.0	0.0	0.0	0.0	0.0	0.0	0.0	0.0	0.0	0.0
127.5°	0.0	0.0	0.0	0.0	0.0	0.0	0.0	0.0	0.0	0.0	0.0
130°	0.0	0.0	0.0	0.0	0.0	0.0	0.0	0.0	0.0	0.0	0.0
132.5°	0.0	0.0	0.0	0.0	0.0	0.0	0.0	0.0	0.0	0.0	0.0
135°	0.0	0.0	0.0	0.0	0.0	0.0	0.0	0.0	0.0	0.0	0.0
137.5°	0.0	0.0	0.0	0.0	0.0	0.0	0.0	0.0	0.0	0.0	0.0
140°	0.0	0.0	0.0	0.0	0.0	0.0	0.0	0.0	0.0	0.0	0.0
142.5°	0.0	0.0	0.0	0.0	0.0	0.0	0.0	0.0	0.0	0.0	0.0
145°	0.0	0.0	0.0	0.0	0.0	0.0	0.0	0.0	0.0	0.0	0.0
147.5°	0.0	0.0	0.0	0.0	0.0	0.0	0.0	0.0	0.0	0.0	0.0
150°	0.0	0.0	0.0	0.0	0.0	0.0	0.0	0.0	0.0	0.0	0.0
152.5°	0.0	0.0	0.0	0.0	0.0	0.0	0.0	0.0	0.0	0.0	0.0
155°	0.0	0.0	0.0	0.0	0.0	0.0	0.0	0.0	0.0	0.0	0.0
157.5°	0.0	0.0	0.0	0.0	0.0	0.0	0.0	0.0	0.0	0.0	0.0
160°	0.0	0.0	0.0	0.0	0.0	0.0	0.0	0.0	0.0	0.0	0.0
162.5°	0.0	0.0	0.0	0.0	0.0	0.0	0.0	0.0	0.0	0.0	0.0
165°	0.0	0.0	0.0	0.0	0.0	0.0	0.0	0.0	0.0	0.0	0.0
167.5°	0.0	0.0	0.0	0.0	0.0	0.0	0.0	0.0	0.0	0.0	0.0
170°	0.0	0.0	0.0	0.0	0.0	0.0	0.0	0.0	0.0	0.0	0.0
172.5°	0.0	0.0	0.0	0.0	0.0	0.0	0.0	0.0	0.0	0.0	0.0
175°	0.0	0.0	0.0	0.0	0.0	0.0	0.0	0.0	0.0	0.0	0.0
177.5°	0.0	0.0	0.0	0.0	0.0	0.0	0.0	0.0	0.0	0.0	0.0
180°	0.0	0.0	0.0	0.0	0.0	0.0	0.0	0.0	0.0	0.0	0.0



REPORT NUMBER: P227252

CATALOG NUMBER: IST-AF-600-LED-E1-SLL-7060

**CANDELA DISTRIBUTION (continued):**

	105°	110°	115°	120°	125°	130°	135°	140°	145°	150°	155°
0°	1165.8	1165.8	1165.8	1165.8	1165.8	1165.8	1165.8	1165.8	1165.8	1165.8	1165.8
2.5°	1197.3	1194.9	1178.3	1150.4	1152.8	1139.7	1123.1	1096.4	1091.0	1076.2	1073.8
5°	1089.2	1061.3	1025.1	981.1	964.5	941.9	918.8	902.1	881.4	862.4	887.9
7.5°	944.9	903.9	861.8	815.4	788.7	751.9	732.3	694.3	666.4	661.0	639.0
10°	824.3	772.7	724.6	683.0	633.1	598.7	573.7	552.9	533.9	510.8	496.5
12.5°	744.2	686.0	634.9	583.2	559.5	531.0	515.5	495.9	468.6	449.0	430.0
15°	707.9	645.0	589.2	544.0	509.6	482.8	455.5	431.8	402.1	380.1	358.1
17.5°	703.2	621.2	550.6	500.1	462.7	433.6	397.3	365.8	329.6	305.3	286.9
20°	708.5	603.4	514.9	449.0	411.0	359.9	326.1	287.5	251.8	219.7	190.6
22.5°	729.9	593.9	479.9	407.4	351.0	292.8	256.6	207.3	177.0	146.1	134.8
25°	759.0	588.0	449.6	361.7	290.4	232.8	183.5	142.5	128.9	121.2	117.0
27.5°	789.9	577.3	415.7	319.5	241.7	171.6	137.2	120.0	114.6	110.5	107.5
30°	813.1	556.5	374.2	274.4	192.4	146.7	122.3	111.1	107.5	102.7	99.8
32.5°	823.2	524.4	336.7	231.6	162.1	125.9	106.9	100.4	96.8	92.6	90.9
35°	821.4	488.2	317.7	215.0	148.5	111.7	93.8	89.7	84.9	80.8	76.6
37.5°	823.2	454.9	302.9	210.8	142.5	101.0	85.5	82.6	79.0	74.8	71.3
40°	830.3	436.5	295.8	201.9	137.8	96.8	79.0	76.0	75.4	70.7	67.7
42.5°	833.3	438.3	292.2	189.5	125.9	95.6	79.0	72.5	72.5	68.9	65.3
45°	829.7	451.4	294.6	182.3	117.0	89.7	83.1	72.5	70.7	67.7	64.1
47.5°	840.4	460.9	294.6	181.1	111.1	83.7	79.0	79.6	71.9	68.3	63.0
50°	884.3	469.8	288.6	179.4	109.3	77.8	74.8	78.4	80.8	69.5	63.5
52.5°	962.1	481.1	282.1	176.4	106.9	73.1	69.5	73.6	82.6	73.1	63.5
55°	1041.7	501.3	277.9	171.6	103.3	70.1	63.0	70.7	75.4	72.5	63.0
57.5°	1126.6	523.2	273.8	160.4	95.0	67.1	60.6	61.8	67.7	70.1	61.2
59°	1152.2	533.9	270.2	152.0	87.9	64.7	58.8	57.0	60.6	67.1	60.0
60°	1170.6	534.5	266.1	144.9	83.7	63.5	57.6	55.2	56.4	68.9	60.6
62.5°	1172.4	533.9	253.0	130.1	75.4	61.2	55.8	52.9	51.7	57.6	61.8
65°	1098.7	509.0	229.2	122.3	76.0	58.8	52.9	50.5	48.1	49.3	53.5
67.5°	960.9	444.8	204.3	124.1	80.2	57.0	50.5	48.1	46.3	45.1	46.9
70°	726.9	369.4	197.2	128.3	83.7	55.8	46.9	44.5	43.4	42.8	42.8
72.5°	503.6	304.1	189.5	131.3	86.7	55.2	43.4	41.0	40.4	39.8	39.8
75°	324.3	220.9	156.8	111.7	79.0	50.5	39.2	36.8	36.2	35.6	36.2
77.5°	191.8	154.4	115.2	78.4	57.6	40.4	33.9	32.1	32.1	32.1	32.7
80°	106.3	91.5	76.6	50.5	41.0	30.3	27.9	26.1	26.1	26.7	27.9
82.5°	63.5	50.5	43.4	32.1	27.9	21.4	20.8	19.6	20.2	20.8	22.0
85°	41.6	32.1	26.1	21.4	19.0	13.7	11.9	12.5	13.1	14.3	14.8
87.5°	23.2	17.8	14.3	12.5	11.3	5.9	4.8	4.8	5.9	7.1	8.3
90°	0.0	0.0	0.0	0.0	0.0	0.0	0.0	0.0	0.0	0.0	0.0
92.5°	0.0	0.0	0.0	0.0	0.0	0.0	0.0	0.0	0.0	0.0	0.0
95°	0.0	0.0	0.0	0.0	0.0	0.0	0.0	0.0	0.0	0.0	0.0
97.5°	0.0	0.0	0.0	0.0	0.0	0.0	0.0	0.0	0.0	0.0	0.0
100°	0.0	0.0	0.0	0.0	0.0	0.0	0.0	0.0	0.0	0.0	0.0
102.5°	0.0	0.0	0.0	0.0	0.0	0.0	0.0	0.0	0.0	0.0	0.0
105°	0.0	0.0	0.0	0.0	0.0	0.0	0.0	0.0	0.0	0.0	0.0
107.5°	0.0	0.0	0.0	0.0	0.0	0.0	0.0	0.0	0.0	0.0	0.0



REPORT NUMBER: P227252  
 CATALOG NUMBER: IST-AF-600-LED-E1-SLL-7060

REPORT N  
 CATALOG

**CANDELA DISTRIBUTION (continued):**

**CANDELA**

	105°	110°	115°	120°	125°	130°	135°	140°	145°	150°	155°	
110°	0.0	0.0	0.0	0.0	0.0	0.0	0.0	0.0	0.0	0.0	0.0	0°
112.5°	0.0	0.0	0.0	0.0	0.0	0.0	0.0	0.0	0.0	0.0	0.0	2.5°
115°	0.0	0.0	0.0	0.0	0.0	0.0	0.0	0.0	0.0	0.0	0.0	5°
117.5°	0.0	0.0	0.0	0.0	0.0	0.0	0.0	0.0	0.0	0.0	0.0	7.5°
120°	0.0	0.0	0.0	0.0	0.0	0.0	0.0	0.0	0.0	0.0	0.0	10°
122.5°	0.0	0.0	0.0	0.0	0.0	0.0	0.0	0.0	0.0	0.0	0.0	12.5°
125°	0.0	0.0	0.0	0.0	0.0	0.0	0.0	0.0	0.0	0.0	0.0	15°
127.5°	0.0	0.0	0.0	0.0	0.0	0.0	0.0	0.0	0.0	0.0	0.0	17.5°
130°	0.0	0.0	0.0	0.0	0.0	0.0	0.0	0.0	0.0	0.0	0.0	20°
132.5°	0.0	0.0	0.0	0.0	0.0	0.0	0.0	0.0	0.0	0.0	0.0	22.5°
135°	0.0	0.0	0.0	0.0	0.0	0.0	0.0	0.0	0.0	0.0	0.0	25°
137.5°	0.0	0.0	0.0	0.0	0.0	0.0	0.0	0.0	0.0	0.0	0.0	27.5°
140°	0.0	0.0	0.0	0.0	0.0	0.0	0.0	0.0	0.0	0.0	0.0	30°
142.5°	0.0	0.0	0.0	0.0	0.0	0.0	0.0	0.0	0.0	0.0	0.0	32.5°
145°	0.0	0.0	0.0	0.0	0.0	0.0	0.0	0.0	0.0	0.0	0.0	35°
147.5°	0.0	0.0	0.0	0.0	0.0	0.0	0.0	0.0	0.0	0.0	0.0	37.5°
150°	0.0	0.0	0.0	0.0	0.0	0.0	0.0	0.0	0.0	0.0	0.0	40°
152.5°	0.0	0.0	0.0	0.0	0.0	0.0	0.0	0.0	0.0	0.0	0.0	42.5°
155°	0.0	0.0	0.0	0.0	0.0	0.0	0.0	0.0	0.0	0.0	0.0	45°
157.5°	0.0	0.0	0.0	0.0	0.0	0.0	0.0	0.0	0.0	0.0	0.0	47.5°
160°	0.0	0.0	0.0	0.0	0.0	0.0	0.0	0.0	0.0	0.0	0.0	50°
162.5°	0.0	0.0	0.0	0.0	0.0	0.0	0.0	0.0	0.0	0.0	0.0	52.5°
165°	0.0	0.0	0.0	0.0	0.0	0.0	0.0	0.0	0.0	0.0	0.0	55°
167.5°	0.0	0.0	0.0	0.0	0.0	0.0	0.0	0.0	0.0	0.0	0.0	57.5°
170°	0.0	0.0	0.0	0.0	0.0	0.0	0.0	0.0	0.0	0.0	0.0	59°
172.5°	0.0	0.0	0.0	0.0	0.0	0.0	0.0	0.0	0.0	0.0	0.0	60°
175°	0.0	0.0	0.0	0.0	0.0	0.0	0.0	0.0	0.0	0.0	0.0	62.5°
177.5°	0.0	0.0	0.0	0.0	0.0	0.0	0.0	0.0	0.0	0.0	0.0	65°
180°	0.0	0.0	0.0	0.0	0.0	0.0	0.0	0.0	0.0	0.0	0.0	67.5°
												70°
												72.5°
												75°
												77.5°
												80°
												82.5°
												85°
												87.5°
												90°
												92.5°
												95°
												97.5°
												100°
												102.5°
												105°
												107.5°



NUMBER: P227252  
 NUMBER: IST-AF-600-LED-E1-SLL-7060

REPORT NUMBER: P  
 CATALOG NUMBER:

**DISTRIBUTION (continued):**

**CANDELA DISTRIBUTION**

160°	165°	170°	175°	180°	185°	190°	195°	200°	205°	210°	110°	160°
1165.8	1165.8	1165.8	1165.8	1165.8	1165.8	1165.8	1165.8	1165.8	1165.8	1165.8	110°	0.0
1082.1	1064.9	1046.5	1032.8	1038.7	1019.1	1020.9	1015.6	1013.2	1012.0	999.5	112.5°	0.0
857.0	863.5	836.2	839.2	847.5	827.3	813.7	836.2	833.3	813.1	824.3	115°	0.0
617.7	619.4	607.0	579.1	579.1	593.9	599.3	609.9	617.1	642.0	626.6	117.5°	0.0
472.2	455.5	443.1	430.6	423.5	408.6	412.2	425.2	433.6	447.8	459.1	120°	0.0
410.4	392.0	370.0	351.0	340.9	327.2	318.3	315.4	318.3	309.4	310.0	122.5°	0.0
340.9	324.3	299.9	289.8	270.8	260.1	254.2	246.5	240.5	228.1	222.7	125°	0.0
264.3	242.3	217.4	217.4	203.7	194.8	192.4	190.6	187.1	180.5	174.0	127.5°	0.0
175.8	161.5	147.3	140.2	141.4	140.2	136.6	142.5	142.5	144.9	143.7	130°	0.0
128.3	125.9	120.6	116.4	114.0	113.4	114.0	115.8	119.4	122.3	125.3	132.5°	0.0
115.2	114.0	109.3	105.1	104.5	103.3	103.3	105.1	105.7	106.3	105.7	135°	0.0
106.9	104.5	100.4	97.4	96.2	95.6	96.2	94.4	93.2	93.8	93.2	137.5°	0.0
96.8	95.0	90.9	88.5	87.9	87.9	86.1	85.5	84.3	84.9	84.3	140°	0.0
89.1	86.7	82.6	79.6	79.6	79.0	79.6	79.0	78.4	77.8	77.8	142.5°	0.0
74.8	74.2	70.1	68.9	69.5	71.3	71.3	71.3	71.9	71.3	71.3	145°	0.0
69.5	68.9	64.7	61.8	61.2	61.2	61.2	62.4	64.1	64.7	65.9	147.5°	0.0
65.9	65.3	61.2	58.8	57.6	57.0	56.4	56.4	57.0	59.4	61.2	150°	0.0
63.5	62.4	58.2	55.2	54.6	54.0	53.5	53.5	53.5	54.0	55.8	152.5°	0.0
62.4	60.6	55.8	52.9	51.7	51.1	51.1	51.7	51.1	51.1	51.1	155°	0.0
60.6	59.4	54.6	51.1	49.9	49.9	49.3	49.3	49.3	48.1	48.1	157.5°	0.0
60.0	58.2	53.5	49.9	48.7	48.1	47.5	48.1	46.9	46.3	45.7	160°	0.0
58.8	56.4	51.1	48.1	47.5	46.3	45.7	45.7	45.7	44.5	44.5	162.5°	0.0
58.2	55.2	49.9	46.9	45.7	44.5	43.9	43.9	45.1	43.9	43.9	165°	0.0
57.6	53.5	48.1	44.5	43.9	42.8	42.2	42.8	44.5	43.4	42.8	167.5°	0.0
55.2	52.3	46.9	43.9	42.8	41.6	41.0	41.6	42.8	42.8	42.8	170°	0.0
54.0	51.1	45.7	42.8	42.2	41.0	40.4	40.4	42.2	42.2	41.6	172.5°	0.0
52.3	49.9	44.5	41.0	39.8	39.8	39.2	39.2	39.8	39.8	40.4	175°	0.0
49.9	48.7	43.4	39.2	38.6	38.0	38.0	38.0	38.0	39.2	39.2	177.5°	0.0
47.5	46.9	41.6	38.0	36.8	36.8	36.8	36.8	36.8	37.4	38.0	180°	0.0
43.9	43.9	39.2	35.6	35.0	34.4	34.4	34.4	34.4	35.0	35.6		
40.4	41.0	36.2	32.7	32.1	32.1	32.1	32.1	32.7	32.7	33.3		
36.8	37.4	32.7	29.1	29.1	29.1	29.1	29.1	29.1	29.1	30.3		
33.3	33.3	27.9	24.4	24.9	25.5	26.1	25.5	25.5	26.1	27.9		
28.5	27.9	23.2	20.2	20.2	21.4	22.0	21.4	22.0	22.0	24.4		
22.6	22.6	17.8	14.8	14.8	17.2	17.2	17.2	17.8	18.4	20.2		
17.2	16.6	12.5	10.1	10.1	11.9	12.5	13.1	13.7	14.3	15.4		
10.1	10.1	6.5	4.2	4.8	5.3	7.1	7.1	7.1	8.3	10.1		
0.0	0.6	0.0	0.0	0.0	0.0	0.0	0.0	0.0	0.0	0.0		
0.0	0.0	0.0	0.0	0.0	0.0	0.0	0.0	0.0	0.0	0.0		
0.0	0.0	0.0	0.0	0.0	0.0	0.0	0.0	0.0	0.0	0.0		
0.0	0.0	0.0	0.0	0.0	0.0	0.0	0.0	0.0	0.0	0.0		
0.0	0.0	0.0	0.0	0.0	0.0	0.0	0.0	0.0	0.0	0.0		
0.0	0.0	0.0	0.0	0.0	0.0	0.0	0.0	0.0	0.0	0.0		
0.0	0.0	0.0	0.0	0.0	0.0	0.0	0.0	0.0	0.0	0.0		
0.0	0.0	0.0	0.0	0.0	0.0	0.0	0.0	0.0	0.0	0.0		
0.0	0.0	0.0	0.0	0.0	0.0	0.0	0.0	0.0	0.0	0.0		
0.0	0.0	0.0	0.0	0.0	0.0	0.0	0.0	0.0	0.0	0.0		



'227252  
 IST-AF-600-LED-E1-SLL-7060

REPORT NUMBER: P227252  
 CATALOG NUMBER: IST-AF-600

**TION (continued):**

**CANDELA DISTRIBUTION (con**

165°	170°	175°	180°	185°	190°	195°	200°	205°	210°		215°	220°
0.0	0.0	0.0	0.0	0.0	0.0	0.0	0.0	0.0	0.0	0°	1165.8	1165.8
0.0	0.0	0.0	0.0	0.0	0.0	0.0	0.0	0.0	0.0	2.5°	1010.2	1009.6
0.0	0.0	0.0	0.0	0.0	0.0	0.0	0.0	0.0	0.0	5°	829.1	823.7
0.0	0.0	0.0	0.0	0.0	0.0	0.0	0.0	0.0	0.0	7.5°	642.6	662.2
0.0	0.0	0.0	0.0	0.0	0.0	0.0	0.0	0.0	0.0	10°	463.2	476.9
0.0	0.0	0.0	0.0	0.0	0.0	0.0	0.0	0.0	0.0	12.5°	322.5	329.6
0.0	0.0	0.0	0.0	0.0	0.0	0.0	0.0	0.0	0.0	15°	222.1	236.4
0.0	0.0	0.0	0.0	0.0	0.0	0.0	0.0	0.0	0.0	17.5°	172.8	174.6
0.0	0.0	0.0	0.0	0.0	0.0	0.0	0.0	0.0	0.0	20°	142.5	143.7
0.0	0.0	0.0	0.0	0.0	0.0	0.0	0.0	0.0	0.0	22.5°	126.5	128.9
0.0	0.0	0.0	0.0	0.0	0.0	0.0	0.0	0.0	0.0	25°	106.3	108.7
0.0	0.0	0.0	0.0	0.0	0.0	0.0	0.0	0.0	0.0	27.5°	93.8	96.2
0.0	0.0	0.0	0.0	0.0	0.0	0.0	0.0	0.0	0.0	30°	86.1	87.3
0.0	0.0	0.0	0.0	0.0	0.0	0.0	0.0	0.0	0.0	32.5°	78.4	78.4
0.0	0.0	0.0	0.0	0.0	0.0	0.0	0.0	0.0	0.0	35°	71.9	72.5
0.0	0.0	0.0	0.0	0.0	0.0	0.0	0.0	0.0	0.0	37.5°	67.1	68.3
0.0	0.0	0.0	0.0	0.0	0.0	0.0	0.0	0.0	0.0	40°	63.0	63.5
0.0	0.0	0.0	0.0	0.0	0.0	0.0	0.0	0.0	0.0	42.5°	57.0	58.2
0.0	0.0	0.0	0.0	0.0	0.0	0.0	0.0	0.0	0.0	45°	51.7	52.3
0.0	0.0	0.0	0.0	0.0	0.0	0.0	0.0	0.0	0.0	47.5°	48.1	48.1
0.0	0.0	0.0	0.0	0.0	0.0	0.0	0.0	0.0	0.0	50°	45.7	46.3
0.0	0.0	0.0	0.0	0.0	0.0	0.0	0.0	0.0	0.0	52.5°	44.5	45.1
0.0	0.0	0.0	0.0	0.0	0.0	0.0	0.0	0.0	0.0	55°	43.9	45.1
0.0	0.0	0.0	0.0	0.0	0.0	0.0	0.0	0.0	0.0	57.5°	43.9	44.5
0.0	0.0	0.0	0.0	0.0	0.0	0.0	0.0	0.0	0.0	59°	43.4	43.9
0.0	0.0	0.0	0.0	0.0	0.0	0.0	0.0	0.0	0.0	60°	43.4	44.5
0.0	0.0	0.0	0.0	0.0	0.0	0.0	0.0	0.0	0.0	62.5°	41.6	42.8
0.0	0.0	0.0	0.0	0.0	0.0	0.0	0.0	0.0	0.0	65°	40.4	41.6
0.0	0.0	0.0	0.0	0.0	0.0	0.0	0.0	0.0	0.0	67.5°	38.6	40.4
										70°	36.8	38.6
										72.5°	34.4	36.8
										75°	32.1	33.9
										77.5°	29.1	30.9
										80°	25.5	26.1
										82.5°	21.4	21.4
										85°	16.0	14.3
										87.5°	8.9	9.5
										90°	0.0	0.0
										92.5°	0.0	0.0
										95°	0.0	0.0
										97.5°	0.0	0.0
										100°	0.0	0.0
										102.5°	0.0	0.0
										105°	0.0	0.0
										107.5°	0.0	0.0



REPORT NUMBER: P227252

CATALOG NUMBER: IST-AF-600-LED-E1-S

0-LED-E1-SLL-7060

**tinued):**

**CANDELA DISTRIBUTION (continued):**

225°	230°	235°	240°	245°	250°	255°	260°	265°		215°	220°	225°
1165.8	1165.8	1165.8	1165.8	1165.8	1165.8	1165.8	1165.8	1165.8	110°	0.0	0.0	0.0
997.2	997.2	1015.0	1016.8	996.0	1001.3	1011.4	999.5	1012.6	112.5°	0.0	0.0	0.0
836.8	829.7	830.3	825.5	833.8	824.3	834.4	830.9	827.9	115°	0.0	0.0	0.0
649.7	662.2	653.3	636.1	649.7	639.0	618.9	620.6	598.1	117.5°	0.0	0.0	0.0
488.2	479.3	474.5	466.2	444.2	448.4	425.8	429.4	437.1	120°	0.0	0.0	0.0
336.7	330.2	337.9	332.6	323.7	325.5	330.2	335.0	347.4	122.5°	0.0	0.0	0.0
236.4	233.4	231.6	235.2	245.3	250.6	258.3	272.6	279.7	125°	0.0	0.0	0.0
177.6	178.2	176.4	181.7	190.1	194.2	196.0	197.2	205.5	127.5°	0.0	0.0	0.0
146.7	149.1	148.5	150.3	147.9	145.5	147.3	143.7	140.8	130°	0.0	0.0	0.0
128.3	128.9	125.9	125.3	121.8	118.8	116.4	116.4	115.2	132.5°	0.0	0.0	0.0
108.7	109.3	106.3	106.3	105.7	107.5	106.3	103.9	103.3	135°	0.0	0.0	0.0
97.4	96.2	94.4	94.4	93.2	93.2	93.8	94.4	93.8	137.5°	0.0	0.0	0.0
87.3	86.1	85.5	86.1	85.5	86.1	86.7	86.1	86.7	140°	0.0	0.0	0.0
80.2	79.0	79.0	79.6	79.0	79.6	79.6	79.6	79.0	142.5°	0.0	0.0	0.0
74.2	73.1	73.1	73.1	72.5	71.3	70.1	68.3	66.5	145°	0.0	0.0	0.0
69.5	68.9	67.7	67.1	65.3	61.8	60.6	60.6	60.6	147.5°	0.0	0.0	0.0
65.3	64.1	63.5	61.2	58.8	57.6	57.6	57.6	57.6	150°	0.0	0.0	0.0
60.0	58.2	57.0	56.4	55.8	55.8	55.2	55.2	55.2	152.5°	0.0	0.0	0.0
53.5	52.9	52.9	53.5	53.5	53.5	53.5	52.9	53.5	155°	0.0	0.0	0.0
49.3	49.3	49.9	50.5	51.1	51.7	52.3	51.7	52.3	157.5°	0.0	0.0	0.0
47.5	47.5	47.5	48.7	49.3	49.9	51.1	51.1	51.1	160°	0.0	0.0	0.0
46.3	46.3	46.9	47.5	48.1	48.7	49.3	49.9	50.5	162.5°	0.0	0.0	0.0
45.7	46.3	45.7	46.3	46.9	48.1	48.7	48.7	49.3	165°	0.0	0.0	0.0
45.7	45.7	45.7	45.7	46.9	47.5	46.9	47.5	48.1	167.5°	0.0	0.0	0.0
45.7	45.7	45.1	45.7	46.3	46.9	46.3	46.3	47.5	170°	0.0	0.0	0.0
45.1	45.7	45.1	45.1	45.7	46.3	45.7	46.3	46.9	172.5°	0.0	0.0	0.0
43.9	44.5	43.9	44.5	44.5	45.1	45.1	45.1	45.7	175°	0.0	0.0	0.0
42.8	42.8	42.8	43.4	43.4	43.9	43.9	44.5	43.9	177.5°	0.0	0.0	0.0
41.6	41.6	41.6	42.2	42.2	42.8	43.4	42.8	42.8	180°	0.0	0.0	0.0
40.4	39.8	39.2	39.8	40.4	40.4	41.0	40.4	41.0				
38.6	38.0	37.4	37.4	38.0	38.0	38.6	38.0	38.0				
35.6	35.6	34.4	34.4	34.4	34.4	35.0	34.4	33.9				
32.1	32.1	30.9	30.9	30.9	30.9	30.3	30.3	30.3				
26.7	27.3	27.3	26.7	26.7	26.1	26.1	25.5	24.9				
20.2	21.4	22.0	22.0	22.0	22.0	22.0	20.8	19.6				
14.3	16.0	17.8	17.8	17.2	17.2	17.2	15.4	13.7				
8.9	10.7	11.3	12.5	10.7	10.1	10.1	8.9	8.3				
0.0	0.0	1.2	0.6	1.8	1.8	2.4	1.2	0.6				
0.0	0.0	0.0	0.0	0.0	0.0	0.0	0.0	0.0				
0.0	0.0	0.0	0.0	0.0	0.0	0.0	0.0	0.0				
0.0	0.0	0.0	0.0	0.0	0.0	0.0	0.0	0.0				
0.0	0.0	0.0	0.0	0.0	0.0	0.0	0.0	0.0				
0.0	0.0	0.0	0.0	0.0	0.0	0.0	0.0	0.0				
0.0	0.0	0.0	0.0	0.0	0.0	0.0	0.0	0.0				
0.0	0.0	0.0	0.0	0.0	0.0	0.0	0.0	0.0				
0.0	0.0	0.0	0.0	0.0	0.0	0.0	0.0	0.0				
0.0	0.0	0.0	0.0	0.0	0.0	0.0	0.0	0.0				
0.0	0.0	0.0	0.0	0.0	0.0	0.0	0.0	0.0				
0.0	0.0	0.0	0.0	0.0	0.0	0.0	0.0	0.0				
0.0	0.0	0.0	0.0	0.0	0.0	0.0	0.0	0.0				
0.0	0.0	0.0	0.0	0.0	0.0	0.0	0.0	0.0				



REPORT NUMBER: P227252

CATALOG NUMBER: IST-AF-600-LED-E1-SLL-7060

SLL-7060

**CANDELA DISTRIBUTION (continued):**

230°	235°	240°	245°	250°	255°	260°	265°		270°	275°	280°	285°
0.0	0.0	0.0	0.0	0.0	0.0	0.0	0.0	0°	1165.8	1165.8	1165.8	1165.8
0.0	0.0	0.0	0.0	0.0	0.0	0.0	0.0	2.5°	1001.3	1023.3	1026.3	1029.2
0.0	0.0	0.0	0.0	0.0	0.0	0.0	0.0	5°	823.2	845.1	832.7	838.0
0.0	0.0	0.0	0.0	0.0	0.0	0.0	0.0	7.5°	601.0	586.8	605.2	616.5
0.0	0.0	0.0	0.0	0.0	0.0	0.0	0.0	10°	438.9	455.5	462.7	475.7
0.0	0.0	0.0	0.0	0.0	0.0	0.0	0.0	12.5°	364.1	374.8	387.8	408.6
0.0	0.0	0.0	0.0	0.0	0.0	0.0	0.0	15°	295.2	302.9	319.5	339.7
0.0	0.0	0.0	0.0	0.0	0.0	0.0	0.0	17.5°	215.0	226.3	237.0	253.6
0.0	0.0	0.0	0.0	0.0	0.0	0.0	0.0	20°	144.3	149.1	162.1	169.9
0.0	0.0	0.0	0.0	0.0	0.0	0.0	0.0	22.5°	115.8	117.6	120.0	126.5
0.0	0.0	0.0	0.0	0.0	0.0	0.0	0.0	25°	103.9	105.1	106.9	109.3
0.0	0.0	0.0	0.0	0.0	0.0	0.0	0.0	27.5°	94.4	95.0	96.8	98.0
0.0	0.0	0.0	0.0	0.0	0.0	0.0	0.0	30°	86.1	85.5	86.1	87.9
0.0	0.0	0.0	0.0	0.0	0.0	0.0	0.0	32.5°	77.2	77.2	78.4	78.4
0.0	0.0	0.0	0.0	0.0	0.0	0.0	0.0	35°	66.5	65.9	67.1	68.9
0.0	0.0	0.0	0.0	0.0	0.0	0.0	0.0	37.5°	61.2	61.8	63.0	64.1
0.0	0.0	0.0	0.0	0.0	0.0	0.0	0.0	40°	58.2	58.8	60.0	61.2
0.0	0.0	0.0	0.0	0.0	0.0	0.0	0.0	42.5°	55.2	56.4	57.6	59.4
0.0	0.0	0.0	0.0	0.0	0.0	0.0	0.0	45°	53.5	54.6	56.4	58.2
0.0	0.0	0.0	0.0	0.0	0.0	0.0	0.0	47.5°	52.9	54.0	55.8	58.2
0.0	0.0	0.0	0.0	0.0	0.0	0.0	0.0	50°	51.7	53.5	55.2	57.6
0.0	0.0	0.0	0.0	0.0	0.0	0.0	0.0	52.5°	51.7	52.9	54.6	57.6
0.0	0.0	0.0	0.0	0.0	0.0	0.0	0.0	55°	49.9	51.7	53.5	56.4
0.0	0.0	0.0	0.0	0.0	0.0	0.0	0.0	57.5°	48.7	49.9	52.3	55.8
0.0	0.0	0.0	0.0	0.0	0.0	0.0	0.0	59°	48.1	49.3	51.7	55.2
0.0	0.0	0.0	0.0	0.0	0.0	0.0	0.0	60°	46.9	48.7	51.1	54.6
0.0	0.0	0.0	0.0	0.0	0.0	0.0	0.0	62.5°	45.7	47.5	49.9	53.5
0.0	0.0	0.0	0.0	0.0	0.0	0.0	0.0	65°	43.9	46.3	48.7	51.1
0.0	0.0	0.0	0.0	0.0	0.0	0.0	0.0	67.5°	42.8	43.9	46.3	48.7
								70°	40.4	41.6	43.4	45.1
								72.5°	37.4	38.0	39.2	41.0
								75°	33.3	33.9	34.4	36.2
								77.5°	29.1	29.1	29.7	32.1
								80°	24.4	24.4	24.9	26.1
								82.5°	18.4	18.4	19.6	21.4
								85°	13.1	12.5	14.3	15.4
								87.5°	7.7	7.1	7.7	7.7
								90°	0.6	1.8	1.2	1.2
								92.5°	0.0	0.0	0.0	0.0
								95°	0.0	0.0	0.0	0.0
								97.5°	0.0	0.0	0.0	0.0
								100°	0.0	0.0	0.0	0.0
								102.5°	0.0	0.0	0.0	0.0
								105°	0.0	0.0	0.0	0.0
								107.5°	0.0	0.0	0.0	0.0





REPORT NUMBER: P227252

CATALOG NUMBER: IST-AF-600-LED-E1-SLL-7060

**CANDELA DISTRIBUTION (continued):**

290°	295°	300°	305°	310°	315°	320°		270°	275°	280°	285°	290°
1165.8	1165.8	1165.8	1165.8	1165.8	1165.8	1165.8	110°	0.0	0.0	0.0	0.0	0.0
1041.1	1035.2	1039.9	1058.3	1064.9	1073.2	1101.1	112.5°	0.0	0.0	0.0	0.0	0.0
851.1	858.8	851.1	888.5	890.3	915.2	925.3	115°	0.0	0.0	0.0	0.0	0.0
625.4	635.5	652.1	677.1	684.2	719.8	750.1	117.5°	0.0	0.0	0.0	0.0	0.0
488.2	501.3	524.4	539.9	555.3	576.1	600.4	120°	0.0	0.0	0.0	0.0	0.0
433.6	447.2	467.4	487.0	509.0	525.0	545.2	122.5°	0.0	0.0	0.0	0.0	0.0
362.3	383.7	403.3	428.8	447.2	476.3	500.1	125°	0.0	0.0	0.0	0.0	0.0
276.8	306.5	326.1	356.9	384.9	410.4	442.5	127.5°	0.0	0.0	0.0	0.0	0.0
192.4	215.6	240.5	273.8	310.0	345.1	387.8	130°	0.0	0.0	0.0	0.0	0.0
132.4	144.9	163.9	198.4	235.8	286.3	332.6	132.5°	0.0	0.0	0.0	0.0	0.0
112.8	117.6	124.7	141.4	172.8	228.1	279.1	135°	0.0	0.0	0.0	0.0	0.0
100.4	103.9	108.7	117.0	133.6	171.6	228.1	137.5°	0.0	0.0	0.0	0.0	0.0
92.1	96.2	101.0	106.9	115.8	141.9	184.1	140°	0.0	0.0	0.0	0.0	0.0
80.8	83.7	87.9	94.4	101.0	121.8	162.7	142.5°	0.0	0.0	0.0	0.0	0.0
71.3	74.8	80.2	84.9	91.5	108.1	147.9	145°	0.0	0.0	0.0	0.0	0.0
66.5	70.1	74.8	79.0	83.7	97.4	137.2	147.5°	0.0	0.0	0.0	0.0	0.0
63.5	67.1	71.9	75.4	78.4	93.8	133.0	150°	0.0	0.0	0.0	0.0	0.0
61.8	65.9	70.1	72.5	78.4	95.6	122.9	152.5°	0.0	0.0	0.0	0.0	0.0
61.2	65.3	70.1	74.2	86.1	90.3	116.4	155°	0.0	0.0	0.0	0.0	0.0
61.8	65.3	71.3	83.1	83.7	85.5	109.3	157.5°	0.0	0.0	0.0	0.0	0.0
61.8	67.1	79.6	86.7	79.6	80.8	102.7	160°	0.0	0.0	0.0	0.0	0.0
62.4	69.5	82.6	80.8	77.2	75.4	95.6	162.5°	0.0	0.0	0.0	0.0	0.0
62.4	68.3	79.0	76.0	71.3	71.9	87.3	165°	0.0	0.0	0.0	0.0	0.0
60.6	68.3	76.0	68.9	65.3	68.3	80.2	167.5°	0.0	0.0	0.0	0.0	0.0
59.4	70.1	67.7	63.5	63.5	66.5	76.6	170°	0.0	0.0	0.0	0.0	0.0
58.8	71.9	64.1	61.8	61.8	65.9	74.8	172.5°	0.0	0.0	0.0	0.0	0.0
57.0	67.1	58.8	57.6	59.4	62.4	72.5	175°	0.0	0.0	0.0	0.0	0.0
53.5	55.8	54.0	54.0	56.4	60.0	71.3	177.5°	0.0	0.0	0.0	0.0	0.0
49.3	50.5	50.5	51.1	53.5	56.4	72.5	180°	0.0	0.0	0.0	0.0	0.0
45.7	45.7	46.9	47.5	49.3	53.5	69.5						
41.6	42.2	42.2	43.4	44.5	48.7	67.1						
36.8	36.8	38.0	38.0	39.8	43.9	60.0						
32.1	32.1	32.1	32.7	33.9	38.0	49.3						
26.7	26.7	26.7	27.3	27.9	31.5	37.4						
21.4	20.8	20.2	20.2	21.4	24.4	29.1						
14.8	14.8	14.3	14.3	14.3	16.0	19.6						
8.3	7.1	7.7	8.3	7.7	8.9	10.7						
0.6	1.2	1.8	2.4	2.4	2.4	3.6						
0.0	0.0	0.0	0.0	0.0	0.0	0.0						
0.0	0.0	0.0	0.0	0.0	0.0	0.0						
0.0	0.0	0.0	0.0	0.0	0.0	0.0						
0.0	0.0	0.0	0.0	0.0	0.0	0.0						
0.0	0.0	0.0	0.0	0.0	0.0	0.0						
0.0	0.0	0.0	0.0	0.0	0.0	0.0						
0.0	0.0	0.0	0.0	0.0	0.0	0.0						
0.0	0.0	0.0	0.0	0.0	0.0	0.0						
0.0	0.0	0.0	0.0	0.0	0.0	0.0						
0.0	0.0	0.0	0.0	0.0	0.0	0.0						



REPORT NUMBER: P227252

CATALOG NUMBER: IST-AF-600-LED-E1-SLL-7060

**CANDELA DISTRIBUTION (continued):**

295°	300°	305°	310°	315°	320°		325°	330°	335°	340°	345°	350°
0.0	0.0	0.0	0.0	0.0	0.0	0°	1165.8	1165.8	1165.8	1165.8	1165.8	1165.8
0.0	0.0	0.0	0.0	0.0	0.0	2.5°	1097.5	1113.0	1137.3	1142.1	1161.7	1175.3
0.0	0.0	0.0	0.0	0.0	0.0	5°	930.1	966.9	979.9	1005.5	1050.0	1072.6
0.0	0.0	0.0	0.0	0.0	0.0	7.5°	767.3	795.2	826.7	867.7	900.4	939.0
0.0	0.0	0.0	0.0	0.0	0.0	10°	631.3	671.1	712.1	745.4	791.1	837.4
0.0	0.0	0.0	0.0	0.0	0.0	12.5°	560.6	582.6	623.0	669.9	726.9	778.6
0.0	0.0	0.0	0.0	0.0	0.0	15°	523.8	550.0	593.3	643.2	703.8	767.9
0.0	0.0	0.0	0.0	0.0	0.0	17.5°	478.1	519.7	569.0	640.2	718.6	807.7
0.0	0.0	0.0	0.0	0.0	0.0	20°	433.0	483.4	548.2	642.0	750.7	866.5
0.0	0.0	0.0	0.0	0.0	0.0	22.5°	393.2	453.2	535.1	652.7	791.7	946.1
0.0	0.0	0.0	0.0	0.0	0.0	25°	346.2	426.4	525.0	674.7	854.6	1053.0
0.0	0.0	0.0	0.0	0.0	0.0	27.5°	308.8	400.9	510.2	693.7	912.2	1155.7
0.0	0.0	0.0	0.0	0.0	0.0	30°	267.3	371.2	489.4	700.2	982.3	1240.1
0.0	0.0	0.0	0.0	0.0	0.0	32.5°	234.0	343.3	465.6	694.3	1013.8	1298.9
0.0	0.0	0.0	0.0	0.0	0.0	35°	218.0	323.1	445.4	673.5	1039.9	1362.4
0.0	0.0	0.0	0.0	0.0	0.0	37.5°	207.3	301.1	425.8	639.0	1069.6	1425.4
0.0	0.0	0.0	0.0	0.0	0.0	40°	193.6	283.9	409.8	614.1	1092.8	1477.6
0.0	0.0	0.0	0.0	0.0	0.0	42.5°	181.1	268.4	397.3	592.1	1098.7	1524.6
0.0	0.0	0.0	0.0	0.0	0.0	45°	170.5	258.9	387.8	593.3	1102.9	1589.9
0.0	0.0	0.0	0.0	0.0	0.0	47.5°	162.1	250.0	384.3	613.5	1146.8	1680.8
0.0	0.0	0.0	0.0	0.0	0.0	50°	154.4	242.3	378.3	652.7	1217.5	1803.7
0.0	0.0	0.0	0.0	0.0	0.0	52.5°	145.5	231.6	370.6	693.1	1294.7	1968.2
0.0	0.0	0.0	0.0	0.0	0.0	55°	133.6	217.4	362.3	726.9	1399.8	2168.4
0.0	0.0	0.0	0.0	0.0	0.0	57.5°	115.2	200.7	356.9	744.2	1464.6	2283.6
0.0	0.0	0.0	0.0	0.0	0.0	59°	105.7	184.7	354.0	735.9	1481.8	2303.2
0.0	0.0	0.0	0.0	0.0	0.0	60°	100.4	175.2	349.2	725.8	1486.6	2290.7
0.0	0.0	0.0	0.0	0.0	0.0	62.5°	93.2	152.6	329.6	675.3	1420.0	2139.8
0.0	0.0	0.0	0.0	0.0	0.0	65°	95.0	144.3	285.1	574.9	1267.4	1845.3
0.0	0.0	0.0	0.0	0.0	0.0	67.5°	97.4	140.8	246.5	464.4	1010.2	1526.9
						70°	95.6	139.0	223.9	369.4	756.6	1143.3
						72.5°	93.2	131.3	194.2	297.0	479.9	800.6
						75°	82.6	110.5	152.6	203.7	302.9	583.2
						77.5°	64.7	84.9	108.1	126.5	153.8	411.6
						80°	47.5	61.8	70.7	76.0	85.5	280.9
						82.5°	33.9	41.6	45.1	48.1	57.0	210.2
						85°	25.5	29.1	31.5	31.5	38.6	148.5
						87.5°	14.3	14.8	14.8	16.0	19.0	40.4
						90°	4.2	4.2	3.6	4.2	3.0	2.4
						92.5°	0.0	0.0	0.0	0.0	0.0	0.0
						95°	0.0	0.0	0.0	0.0	0.0	0.0
						97.5°	0.0	0.0	0.0	0.0	0.0	0.0
						100°	0.0	0.0	0.0	0.0	0.0	0.0
						102.5°	0.0	0.0	0.0	0.0	0.0	0.0
						105°	0.0	0.0	0.0	0.0	0.0	0.0
						107.5°	0.0	0.0	0.0	0.0	0.0	0.0



REPORT NUMBER: P227252

CATALOG NUMBER: IST-AF-600-LED-E1-SLL-7060

**CANDELA DISTRIBUTION (continued):**

355°	359°	360°		325°	330°	335°	340°	345°	350°	355°
1165.8	1165.8	1165.8	110°	0.0	0.0	0.0	0.0	0.0	0.0	0.0
1190.8	1199.7	1206.8	112.5°	0.0	0.0	0.0	0.0	0.0	0.0	0.0
1107.0	1129.0	1133.2	115°	0.0	0.0	0.0	0.0	0.0	0.0	0.0
981.7	1017.4	1029.8	117.5°	0.0	0.0	0.0	0.0	0.0	0.0	0.0
889.7	928.3	941.3	120°	0.0	0.0	0.0	0.0	0.0	0.0	0.0
839.2	884.3	898.6	122.5°	0.0	0.0	0.0	0.0	0.0	0.0	0.0
840.4	894.4	915.2	125°	0.0	0.0	0.0	0.0	0.0	0.0	0.0
895.0	956.8	982.3	127.5°	0.0	0.0	0.0	0.0	0.0	0.0	0.0
988.9	1078.5	1097.5	130°	0.0	0.0	0.0	0.0	0.0	0.0	0.0
1116.0	1203.9	1232.4	132.5°	0.0	0.0	0.0	0.0	0.0	0.0	0.0
1235.3	1351.7	1373.7	135°	0.0	0.0	0.0	0.0	0.0	0.0	0.0
1352.9	1468.1	1487.7	137.5°	0.0	0.0	0.0	0.0	0.0	0.0	0.0
1443.8	1564.4	1581.0	140°	0.0	0.0	0.0	0.0	0.0	0.0	0.0
1531.1	1667.1	1685.5	142.5°	0.0	0.0	0.0	0.0	0.0	0.0	0.0
1628.5	1778.8	1800.1	145°	0.0	0.0	0.0	0.0	0.0	0.0	0.0
1716.4	1888.6	1902.3	147.5°	0.0	0.0	0.0	0.0	0.0	0.0	0.0
1813.8	1978.3	1981.9	150°	0.0	0.0	0.0	0.0	0.0	0.0	0.0
1893.4	2044.8	2046.0	152.5°	0.0	0.0	0.0	0.0	0.0	0.0	0.0
1970.6	2107.2	2107.8	155°	0.0	0.0	0.0	0.0	0.0	0.0	0.0
2051.4	2175.5	2166.6	157.5°	0.0	0.0	0.0	0.0	0.0	0.0	0.0
2179.0	2256.3	2265.2	160°	0.0	0.0	0.0	0.0	0.0	0.0	0.0
2373.3	2442.1	2452.2	162.5°	0.0	0.0	0.0	0.0	0.0	0.0	0.0
2598.9	2694.6	2680.9	165°	0.0	0.0	0.0	0.0	0.0	0.0	0.0
2694.6	2803.8	2815.1	167.5°	0.0	0.0	0.0	0.0	0.0	0.0	0.0
2678.5	2827.6	2846.6	170°	0.0	0.0	0.0	0.0	0.0	0.0	0.0
2653.0	2820.5	2843.6	172.5°	0.0	0.0	0.0	0.0	0.0	0.0	0.0
2508.1	2746.2	2782.5	175°	0.0	0.0	0.0	0.0	0.0	0.0	0.0
2264.6	2592.4	2643.5	177.5°	0.0	0.0	0.0	0.0	0.0	0.0	0.0
1951.6	2362.6	2403.5	180°	0.0	0.0	0.0	0.0	0.0	0.0	0.0
1522.8	1920.1	1955.1								
1012.0	1318.5	1379.1								
643.2	850.5	839.2								
474.5	552.9	553.5								
344.5	379.5	375.3								
266.7	231.6	231.0								
93.2	82.0	80.2								
40.4	33.9	34.4								
1.8	1.8	2.4								
0.0	0.0	0.0								
0.0	0.0	0.0								
0.0	0.0	0.0								
0.0	0.0	0.0								
0.0	0.0	0.0								
0.0	0.0	0.0								
0.0	0.0	0.0								
0.0	0.0	0.0								
0.0	0.0	0.0								



359°	360°
0.0	0.0
0.0	0.0
0.0	0.0
0.0	0.0
0.0	0.0
0.0	0.0
0.0	0.0
0.0	0.0
0.0	0.0
0.0	0.0
0.0	0.0
0.0	0.0
0.0	0.0
0.0	0.0
0.0	0.0
0.0	0.0
0.0	0.0
0.0	0.0
0.0	0.0
0.0	0.0
0.0	0.0
0.0	0.0
0.0	0.0
0.0	0.0
0.0	0.0
0.0	0.0
0.0	0.0
0.0	0.0
0.0	0.0
0.0	0.0
0.0	0.0
0.0	0.0
0.0	0.0
0.0	0.0
0.0	0.0

(END OF REPORT)